

RC-HT-03

Three channel receiver with remote *User instruction manual*



Multi-Pull
S Y S T E M

How to connect



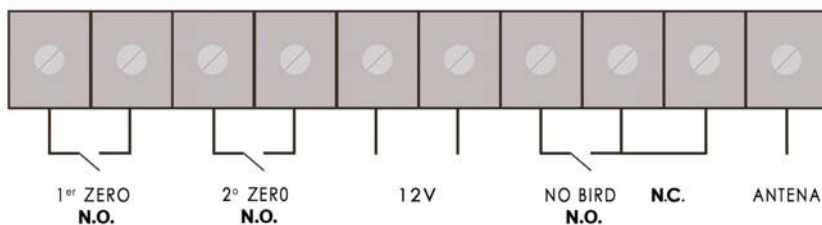
Disconnect the EP095M referee box from the control unit.



Connect the cable to the panel connector on the side of the receiver box



Connect the two cables coming out from the receiver box, to the referee box



This is the connector for the wires inside the box.

They are already connected, and this will help in case of need for cable damage or modify.


How to configure

To configure the device there are some dipswitch to set **before** turning on both the control unit and the receiver.

There are two sets of dip switches to set, one on the remote and two on the receiver box.




This is the remote's dip switch



This is the receiver's dip switch

They both have to be the same, in order to pair them. Any configuration will work.



To enable the No-Bird function, move to ON the dip switch n° 5